

**Internal Quality Assurance Cell (IQAC)
and Submission of Annual Quality Assurance
Report (AQAR) in Accredited Institutions
2015-16**



**RAJENDRA COLLEGE (AUTONOMOUS)
BALANGIR, ODISHA-767002**

SUBMITTED TO

**NATIONAL ASSESSMENT AND ACCREDITATION COUNCIL
(NAAC)
B E N G A L U R U, KARNATAKA**

The Annual Quality Assurance Report (AQAR) of the IQAC

All NAAC accredited institutions will submit an annual self-reviewed progress report to NAAC, through its IQAC. The report is to detail the tangible results achieved in key areas, specifically identified by the institutional IQAC at the beginning of the academic year. The AQAR will detail the results of the perspective plan worked out by the IQAC. (Note: The AQAR period would be the Academic Year. For example, July 1, 2012 to June 30, 2013)

Part – A

AQAR for the year (for example 2013-14)

2015-16

1. Details of the Institution

1.1 Name of the Institution

RAJENDRA COLLEGE
(AUTONOMOUS),BALANGIR

1.2 Address Line 1

AT/PO- RAJENDRA COLLEGE

Address Line 2

COLLEGE SQUARE

City/Town

BALANGIR

State

ODISHA

Pin Code

767002

Institution e-mail address

rcollegebgr@gmail.com

Contact Nos.

06652-250307, 9437144466

Name of the Head of the Institution:

Prof. Binaya Kumar Jena

Tel. No. with STD Code:

06652-250307

Mobile:

9437144466

Name of the IQAC Co-ordinator:

Mobile:

IQAC e-mail address:

1.3 NAAC Track ID (For ex. MHCOCN 18879)

OR

1.4 NAAC Executive Committee No. & Date:
(For Example EC/32/A&A/143 dated 3-5-2004.
This EC no. is available in the right corner- bottom
of your institution's Accreditation Certificate)

1.5 Website address:

Web-link of the AQAR:

For ex. <http://www.ladykeanecollege.edu.in/AQAR2012-13.doc>

1.6 Accreditation Details

Sl. No.	Cycle	Grade	CGPA	Year of Accreditation	Validity Period
1	1 st Cycle	B++		2006	5 years
2	2 nd Cycle				
3	3 rd Cycle				
4	4 th Cycle				

1.7 Date of Establishment of IQAC : DD/MM/YYYY

1.8 Details of the previous year's AQAR submitted to NAAC after the latest Assessment and Accreditation by NAAC ((for example AQAR 2010-11 submitted to NAAC on 12-10-2011)

1.9 Institutional Status

University State Central Deemed Private

Affiliated College Yes No

Constituent College Yes No

Autonomous college of UGC Yes No

Regulatory Agency approved Institution Yes No

(eg. AICTE, BCI, MCI, PCI, NCI)

Type of Institution Co-education Men Women

Urban Rural Tribal

Financial Status Grant-in-aid UGC 2(f) UGC 12B

Grant-in-aid + Self Financing Totally Self-financing

1.10 Type of Faculty/Programme

Arts Science Commerce Law PEI (Phys Edu)

TEI (Edu) Engineering Health Science Management

Others (Specify)

1.11 Name of the Affiliating University (*for the Colleges*)

SAMBALPUR
UNIVERSITY, ODISHA

1.12 Special status conferred by Central/ State Government-- UGC/CSIR/DST/DBT/ICMR etc

Autonomy by State/Central Govt. / University STATE

University with Potential for Excellence UGC-CPE

DST Star Scheme UGC-CE

UGC-Special Assistance Programme

DST-FIST

UGC-Innovative PG programmes

Any other (*Specify*)

UGC-COP Programmes

2. IQAC Composition and Activities

2.1 No. of Teachers

08

2.2 No. of Administrative/Technical staff

02

2.3 No. of students

2.4 No. of Management representatives

01

2.5 No. of Alumni

01

2.6 No. of any other stakeholder and
community representatives

2.7 No. of Employers/ Industrialists

2.8 No. of other External Experts

02

2.9 Total No. of members

14

2.10 No. of IQAC meetings held

nil

2.11 No. of meetings with various stakeholders:

No.

Faculty

Non-Teaching Staff Students

Alumni

Others

2.12 Has IQAC received any funding from UGC during the year?

Yes

No

If yes, mention the amount

2.13 Seminars and Conferences (only quality related)

(i) No. of Seminars/Conferences/ Workshops/Symposia organized by the IQAC

Total Nos.

International

National

State

Institution Level

(ii) Themes

2.14 Significant Activities and contributions made by IQAC

The IQAC plays an active role in internalising a culture of quality within the Institution. The IQAC encouraged the teachers to maintain lesson plan and progress registers. IQAC also motivated the teachers to use ICT in teaching & learning process. It took steps to activate the language laboratory. It also motivated the teachers to take up research work & participate in seminars. It initiates the steps to ensure the performance of academic & administrative task.

2.15 Plan of Action by IQAC/Outcome

The plan of action chalked out by the IQAC in the beginning of the year towards quality enhancement and the outcome achieved by the end of the year *

Plan of Action	Achievements
<p>(1) Plans were made as per the common academic calendar provided by the state Government.</p> <p>(2) IQAC advised for the construction of two new hostels, improvement of water supply & peripheral lighting.</p> <p>(3) IQAC suggested to increase the activities of YRC & NCC units to conduct some welfare programmes.</p>	<p>(1) All the activities were completed as per the common academic calendar.</p> <p>(2) Construction work of hostels started and peripheral lighting of P.G.Hostel was done.</p> <p>(3) YRC & NCC units took up many activities.</p>

** Attach the Academic Calendar of the year as Annexure.*

✓ **Annexure I**

2.16 Whether the AQAR was placed in statutory body Yes No

Management Syndicate Any other body

Provide the details of the action taken

Part – B

Criterion – I

1. Curricular Aspects

1.1 Details about Academic Programmes

Level of the Programme	Number of existing Programmes	Number of programmes added during the year	Number of self-financing programmes	Number of value added / Career Oriented programmes
PhD.				
PG	07			
UG	16		01	
PG Diploma				
Advanced Diploma				
Diploma				
Certificate				
Others				
Total	23		01	

Interdisciplinary				
Innovative				

1.2 (i) Flexibility of the Curriculum: CBCS/Core/Elective option / Open options CBCS
 (ii) Pattern of programmes:

Pattern	Number of programmes
Semester	√
Trimester	
Annual	

1.3 Feedback from stakeholders* Alumni Parents Employers Students
 (*On all aspects*)

Mode of feedback : Online Manual Co-operating schools (for PEI)

**Please provide an analysis of the feedback in the Annexure*

1.4 Whether there is any revision/update of regulation or syllabi, if yes, mention their salient aspects.

CBCS system was introduced at U.G level.

1.5 Any new Department/Centre introduced during the year. If yes, give details.

Criterion – II

2. Teaching, Learning and Evaluation

2.1 Total No. of permanent faculty	Total	Asst. Professors	Associate Professors	Professors	Others
	25	15	10		

2.2 No. of permanent faculty with Ph.D. 18

2.3 No. of Faculty Positions Recruited (R) and Vacant (V) during the year	Asst. Professors		Associate Professors		Professors		Others		Total	
	R	V	R	V	R	V	R	V	R	V
	15		10						25	39

2.4 No. of Guest and Visiting faculty and Temporary faculty 18 16

2.5 Faculty participation in conferences and symposia:

No. of Faculty	International level	National level	State level
Attended	1	3	
Presented papers			
Resource Persons			

2.6 Innovative processes adopted by the institution in Teaching and Learning:

The teaching and learning process was made with the use of ICT, Project works, field visit by different departments.

2.7 Total No. of actual teaching days during this academic year 239

2.8 Examination/ Evaluation Reforms initiated by the Institution (for example: Open Book Examination, Bar Coding, Double Valuation, Photocopy, Online Multiple Choice Questions) Photocopy

2.9 No. of faculty members involved in curriculum restructuring/revision/syllabus development as member of Board of Study/Faculty/Curriculum Development workshop

2.10 Average percentage of attendance of students 75 %

2.11 Course/Programme wise distribution of pass percentage :

Title of the Programme	Total no. of students appeared	Division				
		Distinction %	I %	II %	III %	Pass %
+3 Arts Degree	213	126	11	37	03	83.09
+3 Science Degree	142	104	18	02	00	87.32
+3 Commerce Degree	117	74	03	13	06	82.05
PG	88		48	24	00	82.43

2.12 How does IQAC Contribute/Monitor/Evaluate the Teaching & Learning processes :

- | |
|--|
| <ol style="list-style-type: none"> 1. Advised for taking up research work. 2. Instructed the faculty to update the syllabus through Board of studies. 3. Encouraged the faculty members to conduct & participate in seminars, workshops & symposia. |
|--|

2.13 Initiatives undertaken towards faculty development

<i>Faculty / Staff Development Programmes</i>	<i>Number of faculty benefitted</i>
Refresher courses	
UGC – Faculty Improvement Programme	
HRD programmes	
Orientation programmes	01
Faculty exchange programme	
Staff training conducted by the university	
Staff training conducted by other institutions	
Summer / Winter schools, Workshops, etc.	
Others	

2.14 Details of Administrative and Technical staff

Category	Number of Permanent Employees	Number of Vacant Positions	Number of permanent positions filled during the Year	Number of positions filled temporarily
Administrative Staff	39	21		
Technical Staff	19	18		

Criterion – III

3. Research, Consultancy and Extension

3.1 Initiatives of the IQAC in Sensitizing/Promoting Research Climate in the institution

Yes, The faculty members of different departments were advised to take up research work and encourage their students to do the same.

3.2 Details regarding major projects

	Completed	Ongoing	Sanctioned	Submitted
Number				
Outlay in Rs. Lakhs				

3.3 Details regarding minor projects

	Completed	Ongoing	Sanctioned	Submitted
Number				
Outlay in Rs. Lakhs				

3.4 Details on research publications

	International	National	Others
Peer Review Journals	2	1	
Non-Peer Review Journals			
e-Journals			
Conference proceedings			

3.5 Details on Impact factor of publications:

Range Average h-index Nos. in SCOPUS

3.6 Research funds sanctioned and received from various funding agencies, industry and other organisations

Nature of the Project	Duration Year	Name of the funding Agency	Total grant sanctioned	Received
Major projects				
Minor Projects				
Interdisciplinary Projects				
Industry sponsored				
Projects sponsored by the University/ College				
Students research projects <i>(other than compulsory by the University)</i>				
Any other(Specify)				
Total				

3.7 No. of books published i) With ISBN No. Chapters in Edited Books

ii) Without ISBN No.

3.8 No. of University Departments receiving funds from
 UGC-SAP CAS DST-FIST
 DPE DBT Scheme/funds

3.9 For colleges Autonomy **Rs.1600000 (From UGC)** CPE DBT Star Scheme

INSPIRE CE Any Other (specify) **Rs.69352161 (From Govt. Of Odisha)**

3.10 Revenue generated through consultancy

3.11 No. of conferences

organized by the Institution

Level	International	National	State	University	College
Number	<input type="text"/>	<input type="text"/>	<input type="text"/>	<input type="text"/>	<input type="text"/>
Sponsoring agencies	<input type="text"/>	<input type="text"/>	<input type="text"/>	<input type="text"/>	<input type="text"/>

3.12 No. of faculty served as experts, chairpersons or resource persons

3.13 No. of collaborations International National Any other

3.14 No. of linkages created during this year

3.15 Total budget for research for current year in lakhs :

From Funding agency From Management of University/College

Total

3.16 No. of patents received this year

Type of Patent		Number
National	Applied	<input type="text"/>
	Granted	
International	Applied	
	Granted	
Commercialised	Applied	
	Granted	

3.17 No. of research awards/ recognitions received by faculty and research fellows
Of the institute in the year

Total	International	National	State	University	Dist	College

3.18 No. of faculty from the Institution who are Ph. D. Guides and students registered under them

02

02

3.19 No. of Ph.D. awarded by faculty from the Institution

3.20 No. of Research scholars receiving the Fellowships (Newly enrolled + existing ones)

JRF SRF Project Fellows Any other

3.21 No. of students Participated in NSS events:

University level State level
National level International level

3.22 No. of students participated in NCC events:

University level State level
National level International level

3.23 No. of Awards won in NSS:

University level State level
National level International level

3.24 No. of Awards won in NCC:

University level State level
National level International level

3.25 No. of Extension activities organized

University forum College forum
NCC NSS Any other

3.26 Major Activities during the year in the sphere of extension activities and Institutional Social Responsibility

Extension activities	1.Study cum training camp at TUSURA,Balangir 2. Study cum training camp at BJB College,Bhubaneswar 3.Swachha Bharat Abhiyan 4.AIDS awareness programme 5.Self Defence Programme for women 6.Plantation Programme
Institutional Social Responsibility	

Criterion – IV

4. Infrastructure and Learning Resources

4.1 Details of increase in infrastructure facilities:

Facilities	Existing	Newly created	Source of Fund	Total
Campus area	48.885 acres			48.885 acres
Class rooms	56			56
Laboratories	21			21
Seminar Halls				
No. of important equipments purchased (\geq 1-0 lakh) during the current year.				
Value of the equipment purchased during the year (Rs. in Lakhs)				
Others				

4.2 Computerization of administration and library

The Establishment section, account section, autonomous exam cell and SAMS are fully computerised.

4.3 Library services:

	Existing		Newly added		Total	
	No.	Value	No.	Value	No.	Value
Text Books	59467		64		59531	
Reference Books						
e-Books						
Journals	99				99	
e-Journals						
Digital Database						
CD & Video						

Others (specify)							
------------------	--	--	--	--	--	--	--

4.4 Technology up gradation (overall)

	Total Computers	No. Of Computers Computer Labs	No. Of Computers with Internet	No. Of Computers Browsing Centres	No. Of Computers Computer Centres	No. Of Computers Office	No. Of Computers Departments	No. Of Computers Others
Existing	56	16	09	NIL	01	18	05	17
Added								
Total	56	16	09	NIL	01	18	05	17

4.5 Computer, Internet access, training to teachers and students and any other programme for technology Up gradation (Networking, e-Governance etc.)

Free internet service had been provided to the faculty members in order to increase the effectiveness of teaching-learning process. Admissions were conducted by SAMS which is monitored by OCAC for the smooth conduct of admission process. There was a computer lab for facilitating the students to explore the learning process & educating them for the future competitions.

4.6 Amount spent on maintenance in lakhs :

i) ICT

ii) Campus Infrastructure and facilities

iii) Equipments

iv) Others

Total :

Criterion – V

5. Student Support and Progression

5.1 Contribution of IQAC in enhancing awareness about Student Support Services

IQAC motivated the departments & students to take advantage of different scholarships, career options & also made them aware of the different facilities available for their support & progression.

5.2 Efforts made by the institution for tracking the progression

5.3 (a) Total Number of students

UG	PG	M.Phil.	Others
1770	307		

(b) No. of students outside the state

(c) No. of international students

Men	No	%	Women	No	%
	1360	65		717	35

Last Year						This Year					
General	SC	ST	OBC	Physically Challenged	Total	General	SC	ST	OBC	Physically Challenged	Total
1060	316	283	357	00	2016	1076	332	293	376	00	2077

Annexure attached – **Annexure - II**

Demand ratio = 1:4

Dropout % =

5.4 Details of student support mechanism for coaching for competitive examinations (If any)

No. of students beneficiaries

5.5 No. of students qualified in these examinations

NET	<input type="text"/>	SET/SLET	<input type="text"/>	GATE	<input type="text"/>	CAT	<input type="text"/>
IAS/IPS etc	<input type="text"/>	State PSC	<input type="text"/>	UPSC	<input type="text"/>	Others	<input type="text"/>

5.6 Details of student counselling and career guidance

No. of students benefitted

5.7 Details of campus placement

<i>On campus</i>		<i>Off Campus</i>	
Number of Organizations Visited	Number of Students Participated	Number of Students Placed	Number of Students Placed

5.8 Details of gender sensitization programmes

Self defence programme for women.

5.9 Students Activities

5.9.1 No. of students participated in Sports, Games and other events

State/ University level	National level	International level
<input type="text" value="40"/>	<input type="text"/>	<input type="text"/>

No. of students participated in cultural events

State/ University level	<input type="text"/>	National level	<input type="text"/>	International level	<input type="text"/>
-------------------------	----------------------	----------------	----------------------	---------------------	----------------------

5.9.2 No. of medals /awards won by students in Sports, Games and other events

Sports : State/ University level	<input type="text"/>	National level	<input type="text"/>	International level	<input type="text"/>
----------------------------------	----------------------	----------------	----------------------	---------------------	----------------------

Cultural: State/ University level	<input type="text"/>	National level	<input type="text"/>	International level	<input type="text"/>
-----------------------------------	----------------------	----------------	----------------------	---------------------	----------------------

5.10 Scholarships and Financial Support:- (SAMS)

	Number of students	Amount
Financial support from institution		
Financial support from government	733	Rs. 25,75,096
Financial support from other sources		
Number of students who received International/ National recognitions		

5.11 Student organised / initiatives

Fairs : State/ University level	<input type="text"/>	National level	<input type="text"/>	International level	<input type="text"/>
---------------------------------	----------------------	----------------	----------------------	---------------------	----------------------

Exhibition : State/ University level	<input type="text"/>	National level	<input type="text"/>	International level	<input type="text"/>
--------------------------------------	----------------------	----------------	----------------------	---------------------	----------------------

5.12 No. of social initiatives undertaken by the students

5.13 Major grievances of students (if any) redressed: No of classes dropped due to shortage of staff & lack of infrastructure facilities.

All the problems of the students including academic matter, examination, Scholarship, admission, hostel accommodation were duly considered & redressed to the best of their satisfaction.

Criterion – VI

6. Governance, Leadership and Management

6.1 State the Vision and Mission of the institution

Vision :

The Vision of the college is to elevate the college from its present autonomous status to that of a university by augmenting its present intake capacity through creation of new departments, new fields of studies, vocationalisation, facilities for technical studies and increased facilities for research and innovation, wide curricular and academic reforms based on an inclusive programme geared suitably to the needs of the region.

Mission :

The mission of the college is to provide quality education through academic, cultural and physical activities and prepare the youth for internalising the age old dictum – “Enter here to learn, leave here to serve”.

6.2 Does the Institution has a management Information System

College has a SAMS (Student Academic Management System) laboratory through which admission was done. The office of the college is also computerized.

6.3 Quality improvement strategies adopted by the institution for each of the following:

6.3.1 Curriculum Development

The faculty members of the college reviewed the syllabus as per the needs. CBCS pattern was introduced at U. G. Level.

6.3.2 Teaching and Learning

In order to bring about a qualitative teaching learning process, faculty members were encouraged to use the ICT methods of teaching. The departments like Geography, Botany and Zoology conducted field studies, and gave project work to make teaching and learning qualitative.

6.3.3 Examination and Evaluation

The college successfully conducted Mid-term assessment & End-term assessment examinations in a disciplined manner. Photo copy of the answer scripts were supplied to the students on demand. The grievances of the students were redressed through the examination committee to improve the qualitative aspects of the examination system. The pattern of examination and evaluation was tuned as per the CBCS system.

6.3.4 Research and Development

The faculties were motivated to publish papers in referred journals. They were also motivated to write books. Faculty members not having PhD degree were motivated to register for PhD.

6.3.5 Library, ICT and physical infrastructure / instrumentation

Many books with recent edition were added to the stock of library. The library was supplied with ACs. The reading room was also supplied with ACs.

6.3.6 Human Resource Management

It was done through Human Resource Management System developed by Govt. Of Odisha.

6.3.7 Faculty and Staff recruitment

Permanent faculty are recruited as per the state Government rules. Guest faculty are engaged through the selection of the screening committee of the college as per the requirement.

6.3.8 Industry Interaction / Collaboration

6.3.9 Admission of Students

Admission of the students are done through SAMS monitored by OCAC, the dept. Of higher education, Govt, of Odisha.

6.4 Welfare schemes for

Teaching	Refresher & Orientation programme conducted by Universities/ DHE, ODisha.
Non teaching	Welfare schemes for non-teaching staffs as per govt. Provisions like staff quarters, medical reimbursement, festival advance, Library facility etc.
Students	Merit Scholarship, post matric scholarship for SC,ST ,OBC & Minority students. Laptop distribution Exemption of tuition fees for SC,ST & Girl students.

6.5 Total corpus fund generated

6.6 Whether annual financial audit has been done Yes No

6.7 Whether Academic and Administrative Audit (AAA) has been done?

Audit Type	External		Internal	
	Yes/No	Agency	Yes/No	Authority
Academic	Yes	AG, Odisha & HED, Odia	Yes	Principal
Administrative	Yes	AG, Odisha & HED, Odia	Yes	Principal

6.8 Does the University/ Autonomous College declares results within 30 days?

For UG Programmes Yes No

For PG Programmes Yes No

6.9 What efforts are made by the University/ Autonomous College for Examination Reforms?

There was regular examination committee meetings, also consultations were made to improve the examination system. Suggestions were invited from staff members for examination reforms. Photo copy of answer scripts were supplied on demand.

6.10 What efforts are made by the University to promote autonomy in the affiliated/constituent colleges?

6.11 Activities and support from the Alumni Association

The alumni help in maintaining discipline in the college. It also helped in building cordial relationship with other stake holders.

6.12 Activities and support from the Parent – Teacher Association

Though there was no formal parent teacher association, They extended moral support for the overall development of the institution and also in maintaining discipline.

6.13 Development programmes for support staff

Govt. Quarters of the support staff were renovated.

6.14 Initiatives taken by the institution to make the campus eco-friendly

The institution undertook plantation programmes and campus cleaning programmes to make the campus eco-friendly. Also efforts were made to make the campus plastic free.

Criterion – VII

7. Innovations and Best Practices

7.1 Innovations introduced during this academic year which have created a positive impact on the functioning of the institution. Give details.

- Principal's induction address and interaction with the students at the beginning of the session to induce motivation and perseverance among the students towards education
- Self defence training programme for girls
- Distribution of laptops to the meritorious student were also done with meticulous attention
- Social service camp by YRC
- Interstate study cum training camp by YRC

7.2 Provide the Action Taken Report (ATR) based on the plan of action decided upon at the beginning of the year

- The academic calendar of the college has been strictly adhered to
- Completion of new classroom construction of Arts, Science and Commerce Block
- Peripheral lighting of PG Hostel was achieved

7.3 Give two Best Practices of the institution (*please see the format in the NAAC Self-study Manuals*)

**Provide the details in annexure (annexure need to be numbered as i, ii,iii)*

7.4 Contribution to environmental awareness / protection

- **Motivation to students to make campus a plastic free zone**
- **Campus cleaning programmes**
- **Plantation programmes**

7.5 Whether environmental audit was conducted? Yes No

7.6 Any other relevant information the institution wishes to add. (for example SWOC Analysis)

STRENGTH :

- A lasting reputation of the college on the strength of a glorious past. Good academic atmosphere.
- Favourable location- a quiet campus
- Executive Council represented by eminent academicians, industrialists and social workers.
- Good sports complex
- Good scope for research
- High computer literacy among staff members
- Regular workshops, seminars and conferences
- UGC network resource centre
- Well furnished conference hall
- Harmonious atmosphere conducive to finer pursuits.
- Strong perception of change among faculties and staff
- Presence of entrepreneurship education
- A Large aspirational constituency
- Wi-Fi Campus

WEAKNESS :

- Faculty crunch
- Limited course options
- Lack of independence in decision-making
- Funds crunch /limited funding agencies
- Limited training and retraining of teachers and employees
- Insufficient science laboratories
- Lack of autonomy in respect of administration and finance

OPPORTUNITIES

- Increasing infrastructure and policy imperatives to grow into a university
- Increased demand and desire amongst the general public for higher education
- Increasing keenness amongst the alumni to participate in the growth of the institution
- Ample scope for Implementation of Self-financing academic programmes like IMBA, MBA-FM Etc.
- A huge number of aspirational young people who can be brought within the ambit of higher education
- A large swathe of available land for designing suitable infrastructure
- Excellent legacies for commemoration of academic chairs & positions after eminent personalities
- A climate of upcoming industries and business concerns in the region to generate self employment
- Increasing scope for attracting brilliant ambassadorial talent for the college

CHALLENGES

- Highly Competitive Environment
- Socio-economic backwardness of the Region
- Emerging Dynamics of the changing Educational Scenario
- Overcoming Resistance to change and Implementing the feedback system of management
- Ensuring employability of graduating students
- Transforming the character of the Institution towards equity and inclusiveness
- Lack of Amplitude for Resource Mobilisation
- Lack of an eco-system for Research and Innovation

8. Plans of institution for next year

PLAN ACTION

- **Increased provision of ICT facilities**
- **Development of laboratories**
- **Development of Library**
- **Construction of new hostels**
- **Improvement of water supply and renovation of toilet blocks of academic buildings**

Name : **Prof. Rabi Shankar Pandia**

Rabi Shankar Pandia
Signature of the Coordinator, IQAC

Name : **Prof. Binay Kumar Jena**


Binay Kumar Jena
Signature of the Chairperson, IQAC
Principal
Rajendra College (Auto)
Balangir


Annexure- I Academic Calendar (2015-16)

ACADEMIC CALENDER 2015-16

RAJENDRA COLLEGE (AUTONOMOUS), BALANGIR (ODISHA), 767002

SL. NO.	CONTENTS	WEEK/MONTH
1.	Reopening Day	18-06-2015
2.	Scheduled date for Admission for U.G. & P.G. Course	As per Govt. Guidelines
3.	Induction Classes and Welcome Meeting of the New Comer Students	2 nd week of August, 2015
4.	Commencement of Classes	
	a) U.G. 3 rd & 5 th /P.G. 3 rd Semester	3 rd week of June, 2015
	b) U.G. 1 st /P.G. 1 st Semester	1 st week of August, 2015
	c) U.G. 2 nd , 4 th , 6 th Semester	1 st week of November, 2015
	d) P.G. 2 nd & 4 th Semester	1 st week of November, 2015
5.	Filling up of forms for different Examinations	
	a) P.G. 2 nd & 4 th Semester	3 rd week of January, 2015
	b) P.G. 1 st & 3 rd Semester	Last week of September, 2015
	c) U.G. 2 nd , 4 th & 6 th Semester	3 rd week of January, 2016
	d) U.G. 1 st , 3 rd & 5 th Semester	Last week of September, 2015
6.	Expected Schedule for various Mid-Term Examination for U.G., P.G. Classes	
	a) U.G. 1 st , 3 rd & 5 th /P.G. 1 st & 3 rd Semester Examination 2015-16	2 nd week of October, 2015
	b) U.G. 2 nd , 4 th & 6 th /P.G. 2 nd & 4 th Semester Examination 2015-16	2 nd week of February, 2016
7.	Expected Schedule for various End-Term Examination for U.G., P.G. Classes	
	a) U.G. 1 st , 3 rd & 5 th Semester Examination 2015-16	Last week of November, 2015
	b) P.G. 1 st & 3 rd Semester 2015-16	Last week of November, 2015
	c) U.G. 6 th Semester Examination 2015-16	Last week of March, 2016
	d) U.G. 2 nd & 4 th Semester Examination 2015-16	3 rd week of April, 2016
	e) P.G. 4 th Semester Examination 2015-16	Last week of March, 2016
	f) P.G. 2 nd Semester Examination 2015-16	3 rd week of April, 2016
8.	Formation of Student's Council	Time line to be announced by Dept. Of Higher Education, Govt. Of Odisha
9.	Cultural Week	1 st week of January, 2016
10.	Publication of Final Results of U.G. 6 th & P.G. 4 th	1 st week of May, 2016
11.	Puja Holidays	As per Govt. Holiday list, Dept. Of Higher Education, Govt. Of Odisha
12.	Summer Vacation	As per Govt. Holiday list, Dept. Of Higher Education, Govt. Of Odisha

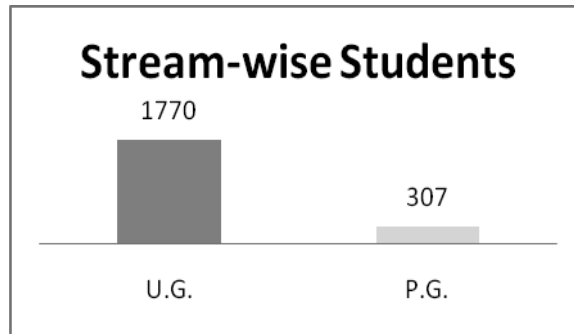

5.6.15
Academic Bursar


6.6.15
PRINCIPAL,
Rajendra College (Auto), Balangir

Annexure- II Student Information Data (2015-16)

Student Admission

Stream	Numbers
U.G.	1770
P.G.	307



Student Strength (Category Wise)

Last Year (2014-15)						This Year (2015-16)					
General	SC	ST	OBC	Physically Challenged	Total	General	SC	ST	OBC	Physically Challenged	Total
1060	316	283	357	00	2016	1076	332	293	376	00	2077

